

WEEKLY STOCKS RECOMMENDATION

KEY MARKET STATISTICS	17/04/2025	11/04/2025	WTD Change
NGX- ASI	104,233.81	104,563.34	↓ -0.32%
Mrk Cap (N'trn)	65.50	65.71	↓ -0.32%
Volume (bn)	1.53	2.09	↓ -27.17%
Mkt Turnover (N'bn)	43.01	52.97	↓ -18.81%
Number of Deals	51,156	64,612	↓ -20.83%

KEY ECONOMIC INDICATORS	
Inflation	24.23%
MPR	27.50%
GDP (Q4-2024)	3.84%

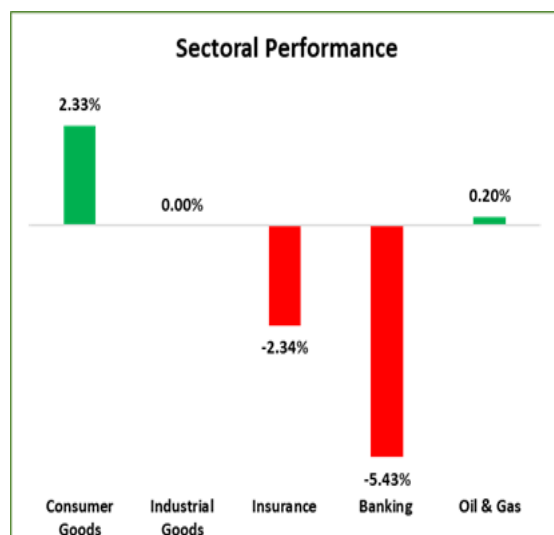
NIGERIA EQUITY MARKET

The Equity market experienced total turnover of 1.525 billion shares worth N43.006 billion in 51,156 deals was traded this week by investors on the floor of the Exchange, in contrast to a total of 2.094 billion shares valued at N52.967 billion that exchanged hands last week in 64,612 deals.

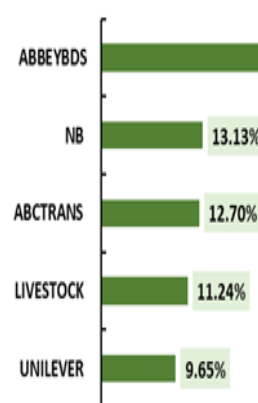
The Financial Services (measured by volume) led the activity chart with 1.122 billion shares valued at N24.015 billion traded in 28,818 deals; thus contributing 73.56% and 55.84% to the total equity turnover volume and value respectively.

The ICT industry followed with 101.252 million shares worth N 4.819 billion in 2,541 deals. Third place was the services Industry, with a turnover of 99.776 million shares worth N1.230 billion in 3,063 deals.

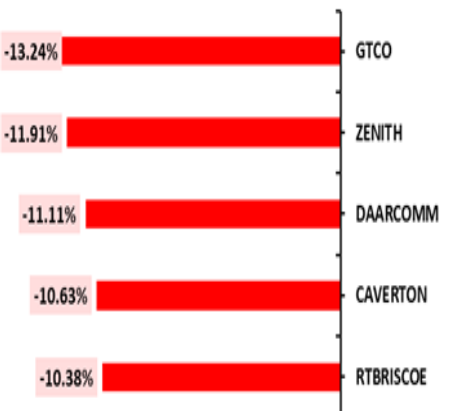
Trading in the top three equities namely Access Holdings Plc, Fidelity Bank Plc and Universal Insurance Plc (measured by volume) accounted for 448.105 million shares worth N6.730 billion in 6,481 deals, contributing 29.39% and 15.65% to the total equity turnover volume and value respectively.



TOP 5 WEEKLY GAINERS



TOP 5 WEEKLY LOSERS



WEEKLY STOCKS RECOMMENDATION

Valuation and Fundamental Metrics										
	Fundamental			Trailing/Forecast			Price History			
	NM	ROE	EPS	P/E	CP	TP	UPP	Year High	Year Low	Rating
AGRICULTURE										
OKOMUOIL	21%	4%	21.64	25.19x	545.2	627	15.0%	545.2	246.5	BUY
PRESKO	15%	4%	32.86	23.89x	785	864	10.0%	785	209	BUY
CONSTRUCTION/REAL ESTATE										
BERGER	6%	8%	1.54	0.08x	18.85	19	0.0%	23.95	12.35	HOLD
CONSUMER GOODS										
CADBURY	-24%	-38%	-8.37	-2.63x	22	6.37	-71.0%	32.25	15.25	SELL
UNILEVER	8%	4%	1.47	25.90x	38.05			40	13.45	UR
NB	-18%	-29%	-10.35	-3.50x	36			36.3	22.6	UR
NESTLE	-15%	-10%	-100.26	-9.97x	1000	1000	0.0%	1,020	795	HOLD
GUINNESS	-8%	-10%	-8.29	-9.65x	80	83	3.4%	80	49.55	HOLD
DANGSUGAR	-17%	-18%	-6.07	-5.48x	33.3			59	28.55	UR
FINANCIAL SERVICES										
UBA	28%	55%	17.77	1.81x	32.1	49	53.5%	39.95	18.9	BUY
ETI	11%	49%	14.36	2.04x	29.25	39.82	36.2%	34.7	20.45	BUY
FIDELITYBK	21%	16%	3.11	6.20x	19.25	22.14	15.0%	21.15	7.85	BUY
ACCESSCORP	37%	79%	17.42	1.27x	22.1	48.3	118.6%	28.9	15.95	BUY
FBNH	32%	35%	8.65	2.85x	24.6	53.6	117.8%	34	18.5	BUY
ZENITHBANK	59%	49%	21.56	2.04x	44	60	35.9%	52	29.7	BUY
GTCO	98%	31%	18.34	3.22x	59	113.61	92.6%	70	32.35	BUY
ICT										
MTNN	-6%	-3%	-6.53	-37.08x	242	278	15.0%	264.2	169	BUY
AIRTELAFRI	14%	11%	239.48	9.01x	2156.9	2372.59	10.0%	2,200	1,973	BUY
INDUSTRIAL GOODS										
DANGCEM	21%	6%	26.74	17.95x	480	528	10.0%	591.10	349.20	BUY
BUACEMENT	15%	2%	2.05	40.81x	83.70	55.57	-33.6%	134.00	83.70	SELL
WAPCO	13%	4%	3.17	22.52x	71.5	64	-10.1%	78.55	32.60	SELL
OIL AND GAS										
SEPLAT	12%	2%	138.21	7.75x	5,700.00	4204	-26.3%	5,738.20	2,962.20	SELL
TOTAL	2%	5%	38.03	0.00x	745.00	951	27.6%	698.00	353.60	BUY

Disclaimer

Please note that this is neither an invitation nor a recommendation and must be construed solely as statements of opinion and not statements of fact. No warranty, express or implied, as to the accuracy, timeliness, completeness, merchantability or fitness for any particular purpose of any such recommendation or information is given or made by Arthur Stevens Asset Management Ltd in any form or manner whatsoever. Each recommendation or opinion must be weighed solely as one factor in any investment or other decision made by or on behalf of any user of the information contained herein and such user must accordingly make its own study and evaluation of each strategy/security that it may consider purchasing, holding or selling and should appoint his/her own investment or financial or other advisors to assist the user in reaching any decision. Arthur Stevens Asset Management Ltd will accept no responsibility of any nature in respect of any statement, opinion, recommendation or information contained in this document.